




Phonics screen  
KS1  
June 2016




fip




pon




hab




ulb




dack



chob




nurt







queet




plap




froin



melp



heent



shed

long

soil



chart


crab

fresh


wink

shuts


yair



blies




keam







whape




braft




thrant



sprop



strow



law

glued

zoom



rice

grand

cloaks

scraps

strike

river

diving

beehive



midnight


http://www.letters-and-sounds... Events and Conferences | Lon... Letters and Sounds Phase ... x images.clipshrine.com

**Phase 4**  
Introduction  
Resources  
Games

**Phase 5**  
Introduction  
Resources

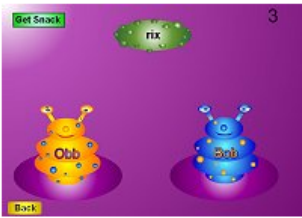
**Phase 6**  
Introduction  
Resources

**More**  
Phonics Glossary  
Site Map



This makes a great game for the whole class using an interactive whiteboard but does need a bit of preparation first. When the game loads you will need to choose the option to print off the bingo cards (in PDF format). Next you can choose which group of sounds you want to work with before starting the game. Click the "pull" button and the letters for one of the words will spin into place. From ICT Games.


---



**Picnic on Pluto with Obb and Bob**

You can choose from different sets of GPCs at the start of this game so you can easily tailor it to which letter sets your children have learnt so far. Click the Get Snack button and if the snack has a real word on it, feed it to Bob. If not, feed it to Obb. There are some useful [teaching ideas](#) and printable resources for this game available from Phonics Play.


---



**Pick a Picture**

Look at the word on the screen, sound it out and blend the sounds. Click the picture which matches the word. Click for [teaching ideas](#) and printable resources to accompany this game from Phonics Play.

---



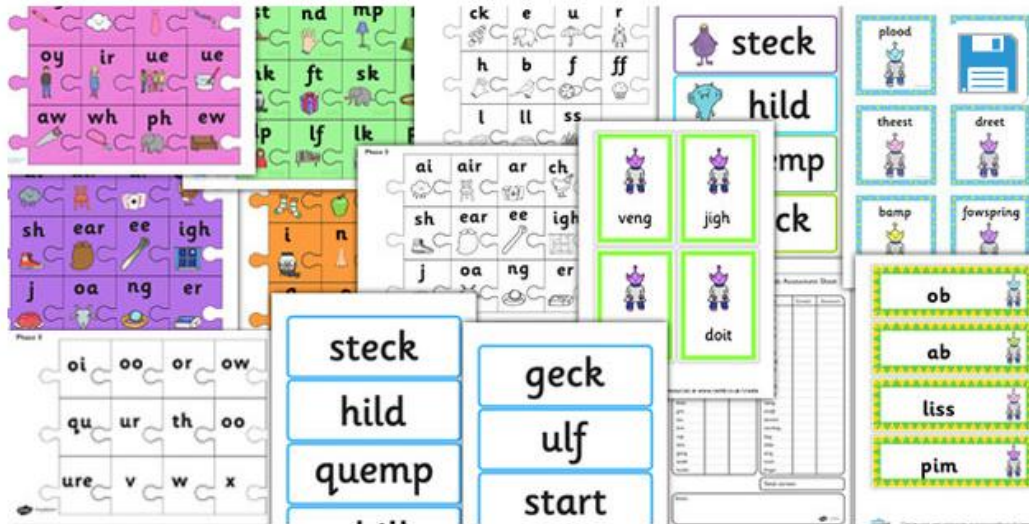
**Phoneme Pop**

Choose the phonemes you want to practise. You will hear and see your target sound then you just have to click the bubbles that match the sound you're looking for. Try to

Windows taskbar: Letters and Sound..., Monday 29 02 16..., Phonics screen 20..., 08:53 29/02/2016

<http://www.letters-and-sounds.com/phase-3-games.html>

# Year 1 Phonics Screening Check Resource Pack



Send Pin it Share More

**Log in to Download!**

*Not a User? Join for FREE!*

**Recommended**

KS2 SATs 2016 Parent Information

Description Ratings & Reviews Categories Suggest a Change